



Benefit Payments
by County of Residence

Benefit Payments
by County of Residence

County	Number of Retirees	FY23 Total Gross Pay	Number of Active Members
Appling	375	\$ 14,808,763	533
Atkinson	111	4,311,525	234
Bacon	207	7,734,903	315
Baker	51	1,992,695	53
Baldwin	872	32,789,708	1,530
Banks	217	7,786,226	472
Barrow	932	33,639,736	2,958
Bartow	1,305	48,334,865	2,751
Ben Hill	293	10,608,195	457
Berrien	294	10,746,116	535
Bibb	2,058	78,347,123	3,401
Bleckley	320	11,656,785	450
Brantley	218	7,407,520	500
Brooks	268	9,536,006	253
Bryan	457	15,509,796	1,463
Bulloch	1,686	65,414,438	3,481
Burke	364	12,234,989	585
Butts	322	12,249,696	620
Calhoun	116	4,092,506	128
Camden	565	20,892,553	1,276
Candler	213	7,377,452	310
Carroll	2,197	83,146,832	4,253
Catoosa	708	25,030,176	1,528
Charlton	117	4,448,494	206
Chatham	3,413	131,013,305	6,414
Chattahoochee	34	1,356,416	116
Chattooga	362	13,133,535	541
Cherokee	3,200	127,580,830	7,533
Clarke	3,590	164,276,829	7,476
Clay	54	2,106,273	51
Clayton	1,577	58,785,998	5,008
Clinch	120	4,829,197	193
Cobb	7,411	297,361,537	18,174
Coffee	643	24,024,480	1,135
Colquitt	733	28,116,563	1,134
Columbia	2,844	111,771,413	5,389
Cook	271	9,762,344	536
Coweta	1,900	76,423,729	4,155
Crawford	204	7,094,865	188
Crisp	360	14,212,180	456

*Pension benefits paid to TRS retirees and beneficiaries residing outside the State of Georgia.
Note: Data compiled according to address on file with TRS at 6/30/2023.

County	Number of Retirees	FY23 Total Gross Pay	Number of Active Members
Dade	152	\$ 5,361,879	231
Dawson	377	15,254,926	923
Decatur	393	14,810,984	640
DeKalb	6,995	319,029,869	17,190
Dodge	349	12,719,567	520
Dooly	167	6,385,312	186
Dougherty	1,655	67,890,935	2,447
Douglas	1,106	41,692,966	3,773
Early	254	9,734,532	278
Echols	49	1,653,454	55
Effingham	734	23,609,293	2,081
Elbert	369	12,531,740	539
Emanuel	461	17,815,467	691
Evans	181	6,214,049	314
Fannin	487	19,281,353	444
Fayette	2,248	96,655,460	3,358
Floyd	1,739	70,960,269	2,301
Forsyth	1,943	77,600,042	5,557
Franklin	459	17,409,218	679
Fulton	7,103	326,779,933	20,640
Gilmer	563	22,557,796	570
Glascocock	37	1,031,492	95
Glynn	1,636	69,230,047	2,024
Gordon	700	26,096,490	1,319
Grady	378	14,494,504	592
Greene	391	17,969,293	380
Gwinnett	6,479	249,176,121	20,875
Habersham	776	30,150,626	1,294
Hall	2,866	120,098,549	5,309
Hancock	189	6,506,593	235
Haralson	462	16,295,270	897
Harris	759	29,255,898	1,164
Hart	504	21,078,138	497
Heard	146	4,894,113	245
Henry	2,292	90,066,639	8,133
Houston	2,037	77,778,117	4,731
Irwin	179	6,910,754	274
Jackson	1,479	56,602,785	3,639
Jasper	257	9,819,658	497
Jeff Davis	192	7,926,245	409

County	Number of Retirees	FY23 Total Gross Pay	Number of Active Members
Jefferson	275	\$ 10,263,281	352
Jenkins	158	5,503,457	217
Johnson	153	5,811,430	200
Jones	439	16,626,506	714
Lamar	324	12,217,250	521
Lanier	109	3,904,324	242
Laurens	880	35,045,507	1,305
Lee	480	18,100,294	1,112
Liberty	462	15,123,085	1,263
Lincoln	206	8,616,916	211
Long	93	3,098,559	450
Lowndes	1,940	72,770,564	3,658
Lumpkin	676	25,643,805	1,061
Macon	183	6,405,119	226
Madison	944	30,396,237	1,498
Marion	118	3,821,018	181
McDuffie	361	14,065,630	568
McIntosh	213	8,318,691	269
Meriwether	303	11,124,574	334
Miller	112	4,268,012	142
Mitchell	296	10,648,436	515
Monroe	485	19,001,310	646
Montgomery	198	7,681,188	267
Morgan	510	21,564,073	703
Murray	451	17,932,370	812
Muscogee	2,655	103,095,150	3,952
Newton	1,085	39,904,247	3,383
Oconee	1,723	79,862,710	2,636
Oglethorpe	538	18,397,332	643
Paulding	1,335	45,419,488	4,720
Peach	546	21,829,877	838
Pickens	803	32,255,335	776
Pierce	333	12,172,972	612
Pike	393	14,649,903	654
Polk	575	22,975,182	1,160
Pulaski	178	6,961,728	219
Putnam	511	21,144,209	590
Quitman	29	937,196	24
Rabun	381	16,840,571	345
Randolph	126	4,779,115	175

County	Number of Retirees	FY23 Total Gross Pay	Number of Active Members
Richmond	3,311	\$ 118,523,806	4,717
Rockdale	1,014	40,791,124	2,708
Schley	77	2,457,579	169
Screven	295	10,969,441	415
Seminole	175	6,472,383	191
Spalding	1,056	41,757,937	1,504
Stephens	454	17,624,420	673
Stewart	84	3,243,893	75
Sumter	604	24,288,559	864
Talbot	107	3,488,308	93
Taliaferro	20	759,077	28
Tattnall	257	9,107,813	599
Taylor	153	5,667,710	200
Telfair	199	7,345,538	291
Terrell	147	5,264,782	190
Thomas	819	32,870,056	1,231
Tift	958	37,312,870	1,638
Toombs	409	15,418,172	773
Towns	310	12,627,971	255
Treutlen	129	4,564,828	163
Troup	986	37,955,107	1,557
Turner	178	6,263,362	259
Twiggs	100	3,141,585	136
Union	508	20,687,861	500
Upson	482	17,401,811	708
Walker	709	25,900,234	1,447
Walton	1,453	56,163,610	3,721
Ware	581	22,482,517	978
Warren	78	2,883,001	128
Washington	329	12,734,835	521
Wayne	494	17,383,500	765
Webster	39	1,402,051	50
Wheeler	110	4,683,751	123
White	615	23,944,284	727
Whitfield	1,137	46,080,903	2,258
Wilcox	162	6,778,595	200
Wilkes	217	7,889,637	259
Wilkinson	160	5,517,575	230
Worth	323	11,633,187	382
Outside GA*		\$753,442,445	
Total Gross Pay		<u>\$5,957,380,037</u>	

The Economic Impact of Teachers' Pensions in Georgia



Teachers
Retirement
System of
Georgia

404-352-6500
www.trsga.com






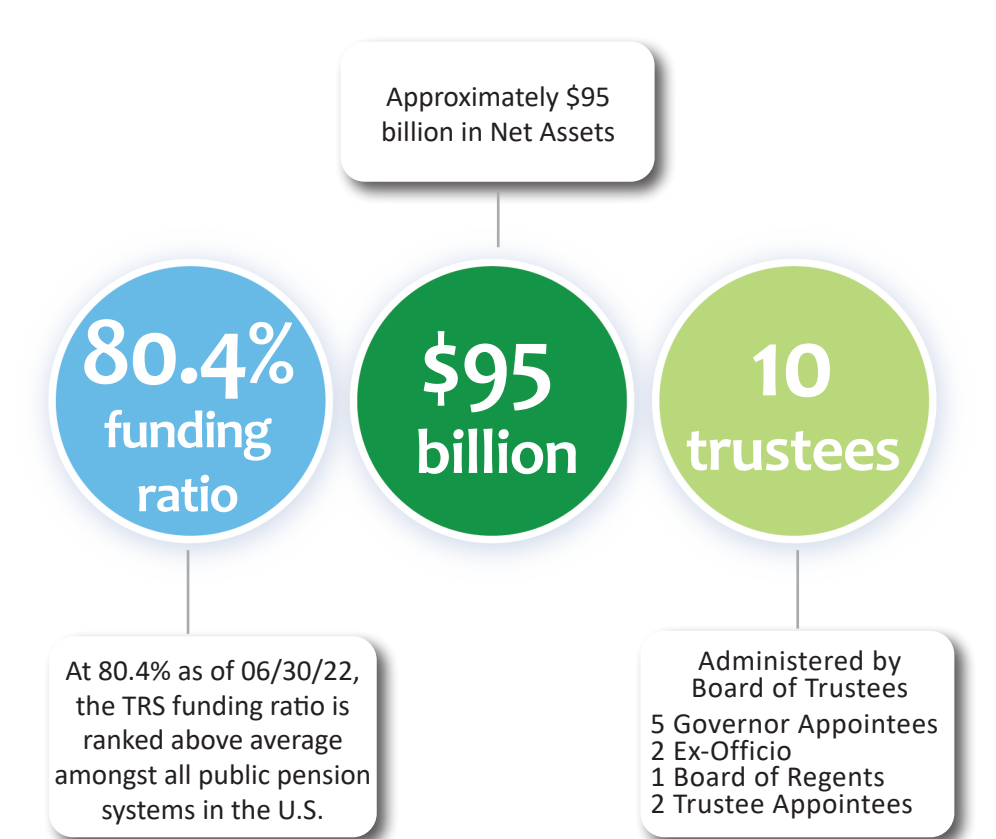
TRS at a Glance



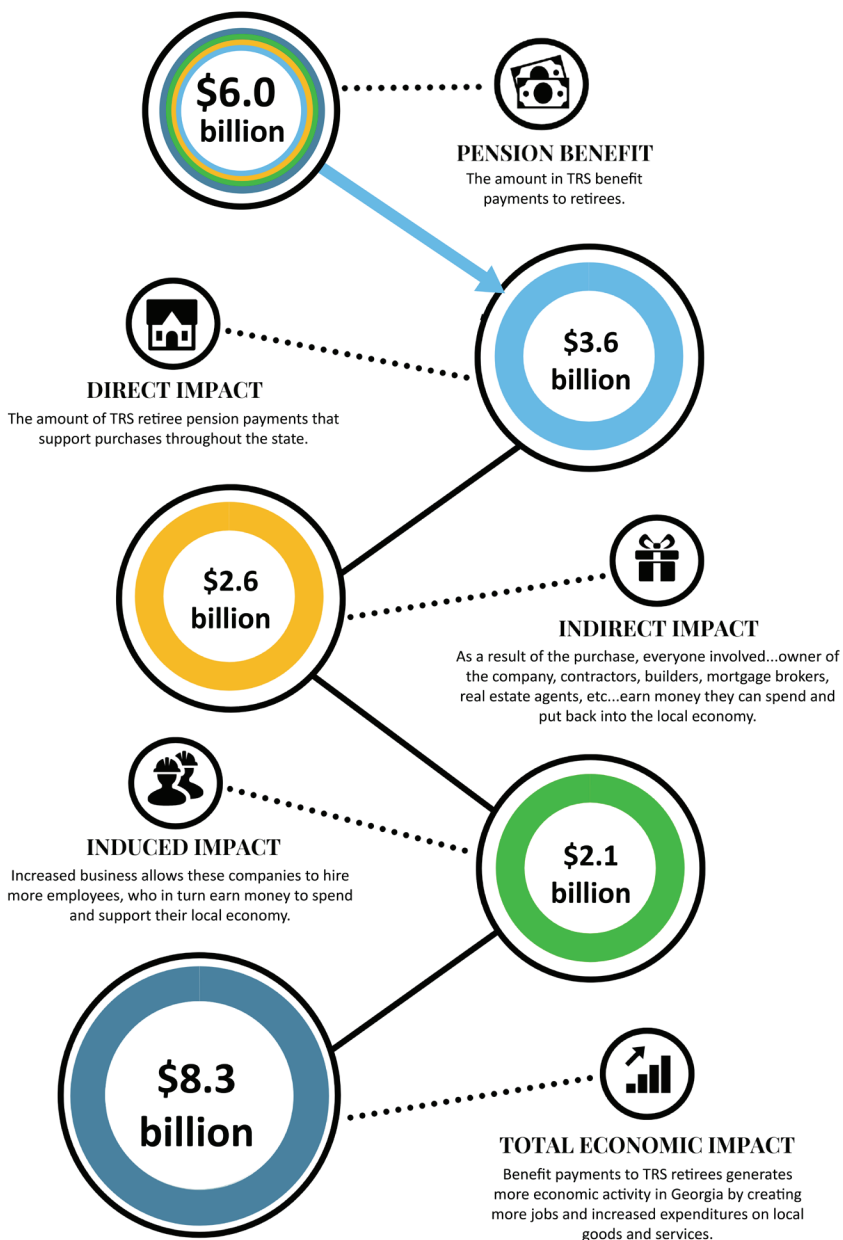
The Multiplier Effect



Member Stats as of 06/30/2023



Pensions generate spending, and the economic impact of retired educators throughout Georgia is significant. This “multiplier” incorporates the direct, indirect, and induced impacts of retiree spending, as it ripples through the state economy.

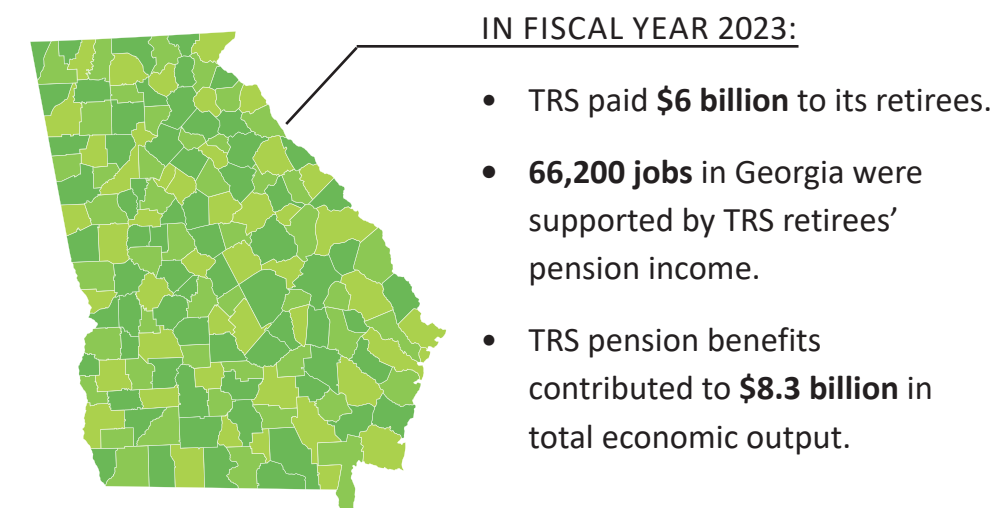


235,912	Number of active members
60 years	Average age at retirement
25.55 years	Average service credit at retirement for service retirees
86.7%	TRS retirees living in Georgia
7,364	Number of retirees this fiscal year
148,063	Number of retired members
\$3,353/mo or \$40,236/year	Average benefit for all retirees

Each \$1 in state and local pension benefits paid to Georgia residents ultimately supports \$1.39 in total output in the state.*

*Based on the *Pensionomics 2023* report by www.nirsonline.org.

Economic Impact of Retired Educators



Based on a pension study by www.nirsonline.org.

